

How to board the bus



1 Buy a ticket

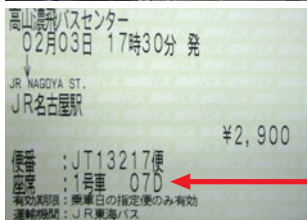
Buy a ticket at the Nohi Bus Center ticket booth. Automatic ticket machines (only in Japanese) are also available.



2 Boarding the bus

The bus departs from the destination number stand. Please board the bus by the departure time.

Show your ticket to the bus driver when boarding. Those with tickets for reserved seats are requested to sit in their numbered reserved seat.



reserved seat number



3 Getting off the bus

On the bus, the bus stops are displayed and announced (only in Japanese).

When you hear your bus stop announced, press this button. The button will light up, and the bus will stop at the next bus stop.



4 When getting off

When getting off, please put your ticket into this fare box.

Nohi Bus Good Trips

濃飛バス

Bus information from Hida Takayama to other parts of Japan



Norikura



Shirakawago



Shinhotaka Hot Spring




Shinhotaka Ropeway




Nakabashi (Takayama)



Old Houses District (Takayama)



Kamikochi



Hida-no-Sato (Hida Folk Village)




Takayama Jinya



Matsuri-no-Mori (Art & Festa Forest in Takayama)

Nohi Bus

Manners



Please refrain from using cell phones in the bus.



Please give up your seat to the elderly and the disabled.



Take your garbage home with you.



Please be considerate to others when the bus is crowded.



Fasten your seatbelt on expressways.

Inquiries and Reservations

● Nohi Bus Reservation Center (in front of Takayama Station) ●

Tel: 0577-32-1688 (Open 9:00 to 18:00)

● Internet reservations (Express bus) ●

[Regular sightseeing bus for Kyoto, Osaka, Shirakawago or Kanazawa]

<http://j-bus.co.jp> (Open 5:00 to 23:45)

[For Shinjuku, Nagoya or Gifu]

<https://www.highwaybus.com> (Open 24 hours)

● Nohi Bus website ●

<http://nouhibus.co.jp> (Japanese & English)